

April 2026

Fund Description

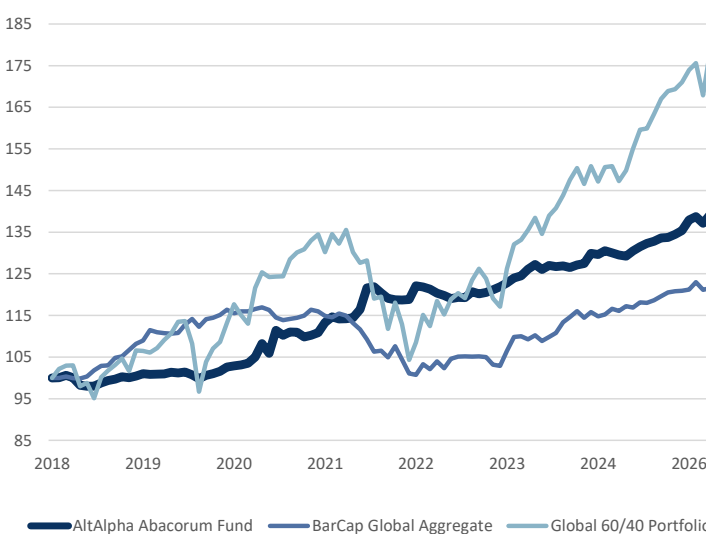
The Abacorum Fund is a specialised Fund of Hedge Funds investing across a wide range of asset classes, sources of return and geographies via a diversified range of liquid Hedge Funds' strategies. The Fund's scope includes, but is not limited to Long/Short Equity, Long/Short Credit, Global Macro, and Event Driven strategies. The Fund reflects the investment managers' best liquid Hedge Fund ideas.

Fund Objective

The Abacorum Fund aims to deliver stable returns and capital preservation over various market cycles. This goal is achieved by deploying the Fund's capital in a diversified and well-balanced portfolio of hedge funds. The target return is 7 to 9% p.a. over a three to five years investment horizon, while maintaining a low to medium volatility profile with low correlation to traditional asset classes.

Performance Statistics	AltAlpha Abacorum	BarCap Global	Global 60/40
Compound Return	39.18%	21.52%	78.38%
Annualized Return	4.31%	2.52%	7.67%
Annualized Volatility	3.76%	4.36%	11.72%
Sharpe Ratio	0.43	-0.04	0.42
% Positive Returns	64.89%	61.70%	69.15%
Largest Monthly Return	5.23%	3.44%	7.80%
Largest Monthly Loss	-2.16%	-3.21%	-10.65%
Maximum Monthly Drawdown	-2.62%	-13.87%	-23.06%
Max. Drawdown period in months	4	22	9
Correlation		-0.08	0.31
Beta		-0.07	0.10

Performance Chart

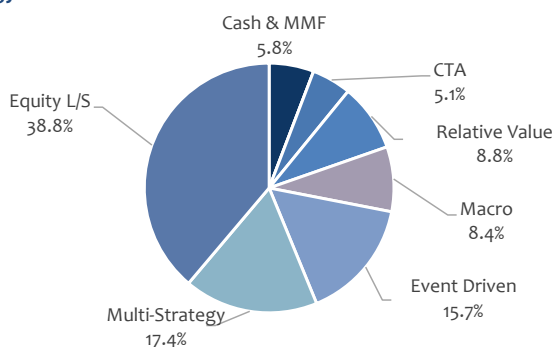


Monthly Net Performance, Class A

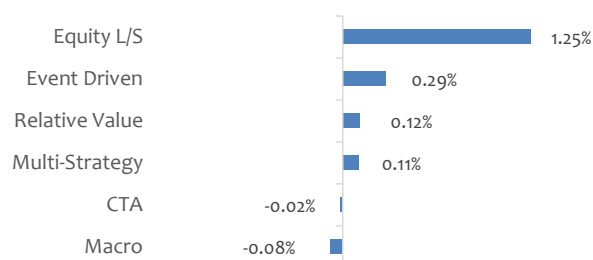
Year	Jan	Feb	Mar	Apr	May	Jun	Jul	Aug	Sep	Oct	Nov	Dec	Total
2026	1.88%	0.56%	-1.15%	1.50%									2.79%*
2025	0.69%	-0.37%	-0.38%	-0.25%	0.97%	0.79%	0.63%	0.37%	0.59%	0.08%	0.57%	0.69%	4.46%
2024	0.44%	1.24%	0.94%	-0.97%	0.76%	-0.21%	0.15%	-0.34%	0.52%	0.24%	1.92%	-0.20%	4.55%
2023	-0.77%	-0.49%	-0.63%	0.27%	-0.06%	1.22%	-0.46%	0.28%	0.55%	0.61%	0.74%	0.96%	2.22%
2022	0.19%	1.73%	4.44%	0.27%	-1.25%	-1.05%	-0.28%	-0.06%	0.10%	2.78%	-0.24%	-0.45%	6.20%
2021	-2.16%	5.23%	-1.07%	0.69%	-0.03%	-1.03%	0.34%	0.59%	2.20%	1.21%	-0.44%	0.05%	5.52%
2020	0.22%	-0.66%	-0.89%	0.76%	0.40%	0.60%	0.98%	0.28%	0.22%	0.37%	1.45%	3.09%	6.98%
2019	0.78%	0.59%	0.37%	0.53%	-0.23%	0.39%	0.58%	-0.14%	0.05%	0.05%	0.38%	-0.16%	3.23%
2018							0.05%	0.55%	-0.53%	-1.83%	-0.22%	-0.01%	-1.99%

These performance figures refer to the past and past performance is not a reliable guide to future performance. Latest month figures estimated.

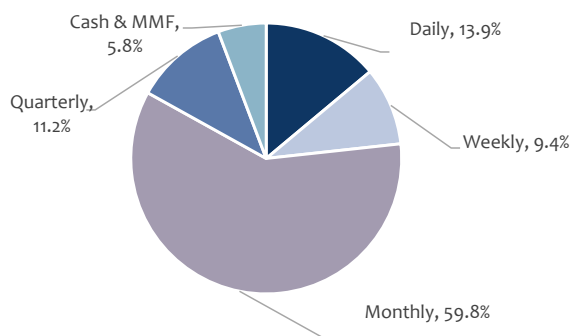
Strategy Allocation



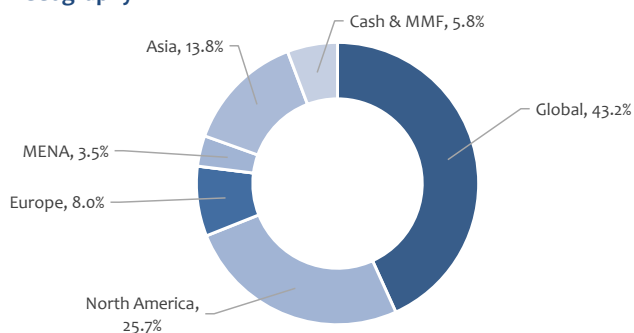
Strategy Contribution (Gross)



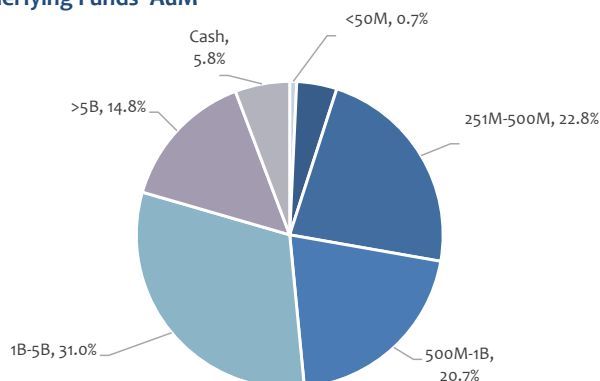
Underlying Funds' Liquidity



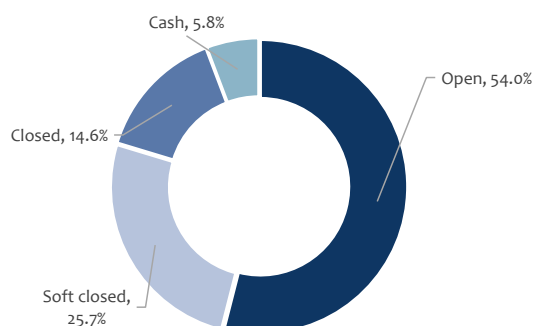
Geography



Underlying Funds' AuM



Underlying Funds' Status



Subscription	Monthly with 1 business days notice
Redemption	Monthly with 15 business days notice
Management Fee	Class A, B, D, F: 0.75% p.a Class C, E, G: 1.35% p.a
Performance Fee	Class B, C, D, E, F, G: 10% with HWM
Tax Transparency	For Swiss and European Investors US QEF Reporting Available

Investment Manager	AQUIS Capital AG, Zurich
Funds Domicile	Malta, Professional Investor Fund
Fund Administrator	Fexerv Fund Services, Malta
Fund Custodian	Bank Julius Baer & Co, Switzerland
Fund Auditor	BDO, Malta
AuM	> 70 mio USD

Share Classes

Class	ISIN	Bloomberg Code	Inception	Latest NAV	Monthly return	Ytd Return
Class A (USD)	MT7000032223	BBG01BTYR6R6	2018-07-01	115.35	-1.15%	1.27%
Class B (USD)	MT7000032231	BBG01BTYR6Q7	2026-02-01	99.38	-1.11%	-0.62%
Class C (USD)	MT7000038618	BBG021GY3KH7	2026-02-01	100	NA	NA
Class D (EUR)	MT7000038626	BBG021GY3KK3	2026-02-01	99.18	-1.36%	-0.82%
Class E (EUR)	MT7000038634	BBG021GY3KJ5	2026-02-01	100	NA	NA
Class F (CHF)	MT7000038642	BBG021GY3KM1	2026-02-01	100	NA	NA
Class G (CHF)	MT7000038659	BBG021GY3KL2	2026-02-01	100	NA	NA

Contact Details

AQUIS Capital AG
Tödistrasse 63
8002 Zurich, Switzerland

Disclaimer

Marketing Material and Risk Warning: Past performance is not a reliable indicator of future results, prices of investments and the returns from them may fall as well as rise. Any investment is subject to the loss of principle. The Altalpha SICAV – Abacorum Fund (the "Fund") may use higher leverage and financial derivative instruments as part of the investment process. Investment may not be suitable for all investors and is intended for sophisticated investors who have fully understood the risks associated with such an investment and can accept a substantial or complete loss of the investment. References to indices are provided for information purposes only, and should not be relied upon as an accurate means of evaluating the Adviser's performance, and no representation or warranties can be made regarding the accuracy of any index information. The distribution of this report does not constitute an offer or solicitation. This material has been prepared for information purposes only. Any investment in the Fund should be based on the full details contained in the Fund's Offering Supplement. AQUIS Capital is authorised and regulated by